



Boat Latch

Launch and Retrieve by yourself without getting your partner **wet** or **hurt**

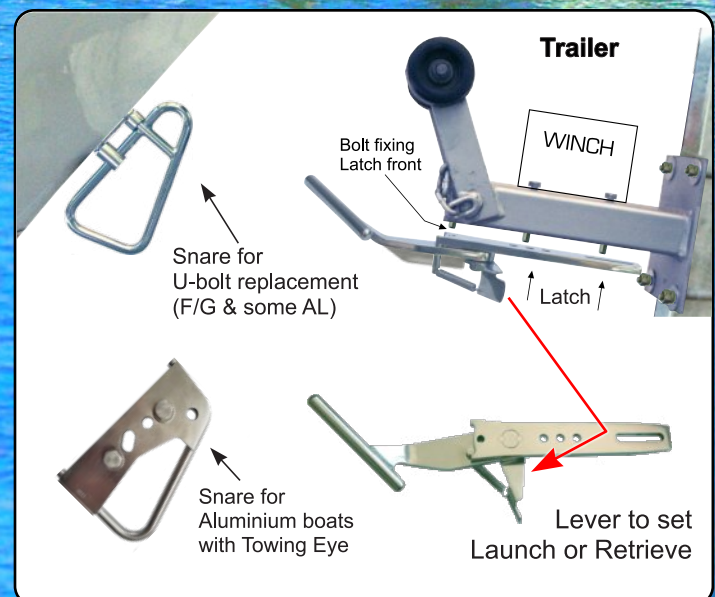


Boat Latch is the Best

- ▶ Don't need to drill holes in your fibreglass boat or weld your aluminium boat ✓
- ▶ Robust Marine Grade 316 Stainless Steel ✓
- ▶ No strings, wires or electronics ✓
- ▶ Easy to Fit & Use - Track record 15 yrs. ✓

It allows you to

- ▶ Get out in your boat more often ✓
- ▶ Keeps your partner safe, dry and happy ✓
- ▶ Take the boat out by yourself ✓



Testimonials(see details on website)

- ▶ "Launch & retrieve system - absolute beauty - I'm in & away while others are getting wet, cold, & frustratedAndrew McNicol
- ▶ "This was the best investment for my boat Panagotis
- ▶ "I must say that this is one of the best things I have brought in a long time"...Tony Jacobs
- ▶ "I am the envy of boat owners at the Boat Club ramp as I launch & retrieve my boat by myself with ease.....D. Rechner

Is this whyYou Don't go Boating So Often ?



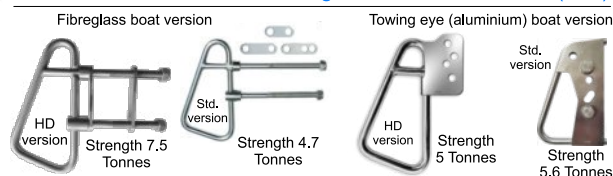
To Launch

- At the water's edge set Latch to 'Retrieve' position.
- Release safety chain and release winch cable, so the boat can roll/slide back and be caught by the latch.
- Set the latch lever to the 'Release' (Port) position.
- The boat and trailer are reversed into the water to a depth where the boat MUST be UNABLE to float off the trailer. **Back roller/slides about 50 mm (2") under water.** The latch is holding the front of the boat, and there is resistance from rollers/slides to movement.
- Start the boat motor and ease forward 20mm (3/4"). The spring loaded catch will automatically release.
- Reverse or glide off the trailer.



OPTIONS.....


- **HEAVY DUTY SNARES** for large boats over.... 6.5 M (21ft)



- **WEDGE KIT OPTION** : Wedge Plates (to adjust angle of Latch) and Latch Support Plate (if the front is unsupported) on your trailer. Trailer types vary - this allows for compensation by 14 degrees .. up or down, so that the latch bar hits the snare at the right angle.



- **ROLLER EXTENDER OPTION** : Used where the roller needs to be able to reach out further to the bow. Commonly used on Towing Eye (Al.) boats. The roller/V-block should 'wedge' the bow from movement.



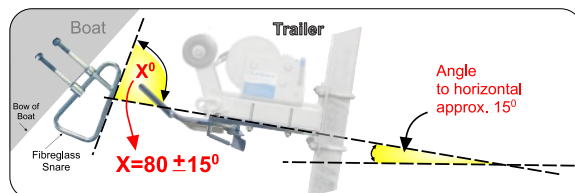
To Retrieve

- Set the latch to "Retrieve" (Starboard position).
- Reverse trailer into the water to a similar depth used for a "good launch" at this ramp. Too deep (common mistake), means the approach speed will be higher and equipment may be damaged.
- Drive the boat onto trailer to within one metre of the latch and stop. The back rollers/slides should be **50mm below the water.**



- When the boat has settled (2 seconds), gently drive it up the last metre to the latch.
- The latch will now slide over the snare and the boat will be securely held. Stop the motor and lift the propeller leg.
- Move boat & trailer 3M (10ft) approx. out of water.
- Attach the winch hook to the snare and winch the boat up so the bow is firmly on the roller or V-block. Secure safety chains and tie downs as usual.
- **NOW** move the boat to the car park.
- **Disengage** latch for road travel.

When traversing boat ramps or roads **NEVER** rely on the latch to hold the boat onto the trailer. Safety chains and winch cable/strap and tie down straps should always be used to secure the boat to the trailer. The latch should be **disengaged** for road travel.




Note:- this hole must be one of those used to fasten the front to the trailer - without it you void the warranty. The bolt is provided.

'Latch' Strength 5.4 Tonnes

Lever to Select 'Launch' or 'Retrieve'

marine grade stainless



See video on how it works at...

www.boatlatch.com

Another Opinion

Shane Mensforth from the Adelaide Advertiser writes:

"About 12 months ago I fitted a great locally designed gadget to the front of my boat and about 500 launches down the track I can report that **it's one of the best investments I ever made.**"

Have a great day !

Website ..www.boatlatch.com
Email boatlatch@internode.on.net
Phone ... Geoff Davis on...
08-8554-7214 Int. Ph. +61-8-8554-7214
Mobile ... 0402 079 660 Int.Mob/cell +61-402-079-660

Release & Retrieve Boat Latch Pty Ltd
17 Windjammer Court, Encounter Bay, SA, 5211



Skype : gd7214

ABN 39 007 839 563



Designed & developed in Australia
Patented



www.boatlatch.com

Distributed by :-

Find Dealers or Fitters at www.boatlatch.com/dealers.htm

Installation & Use of the Products - The products need to be installed, & used, in accordance with the printed instructions on the packaging, printed inserts & the information on the website www.boatlatch.com. **Release & Retrieve takes no responsibility for product that is not installed and used within these guidelines.**