

Is this whyYou Don't go Boating So Often ?

As seen on
ABC
TV's
"The New
Inventors"



Make boating,
safer, more fun, &
get out more often ?


...avoid your \$10,000 to
\$150,000 + investment
sitting idle in your
backyard !

Be sure your partner

DOES NOT.....

- get **wet** !
- slip on the **ramp** !
- have 'captain' **yelling** !
- have **hair** blown around !

So ... with 'the crew'
the boat goes out
more often !



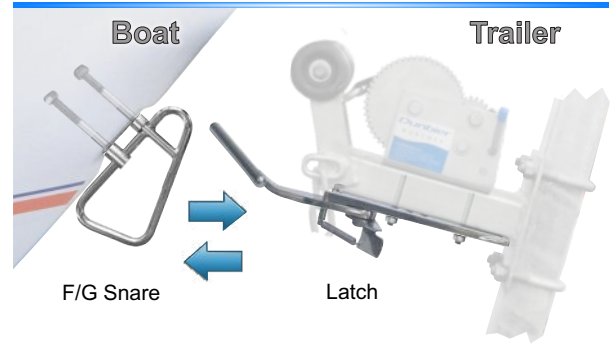
Launch & Retrieve By YOURSELF.... Without Your Partner getting Wet !



Good Reasons why you need a L & R Boat Latch....

Launch & Retrieve Boat Latch

- ▶ **Get out in your boat more often** ✓
- ▶ **Keep your partner safe & dry & happy ...** ✓
- ▶ **Take your boat out by yourself** ✓
- ▶ **What other users have to say** ✓
- ▶ **Marine grade stainless steel** ✓



Fibreglass version shown - Snare replaces U-bolt

- ▶ "Launch & retrieve system - absolute beauty - I'm in & away while others are getting wet, cold, & frustratedAndrew McNicol
- ▶ "This was the best investment for my boat Panagotis
- ▶ "I must say that this is one of the best things I have brought in a long time"...Tony Jacobs
- ▶ "I am the envy of boat owners at the Boat Club ramp as I launch & retrieve my boat by myself with ease.....D. Rechner

See the Videos at www.boatlatch.com



For Boats 3 to 8 metre
Aluminium, Fibreglass, Wood,
Poly, Steel & Jet Ski

"A Marriage Saver"

Rick Huckstepp from Trailer Boat Magazine

To Launch

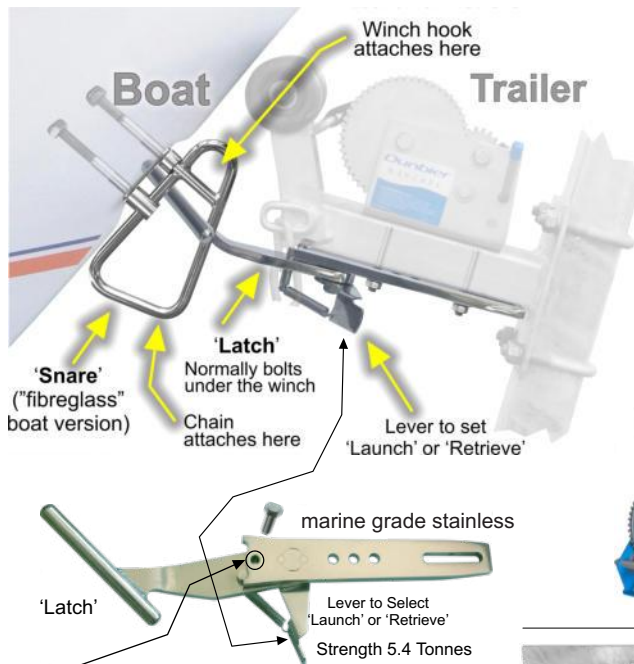
HOW IT WORKS

To Retrieve

A Member of...



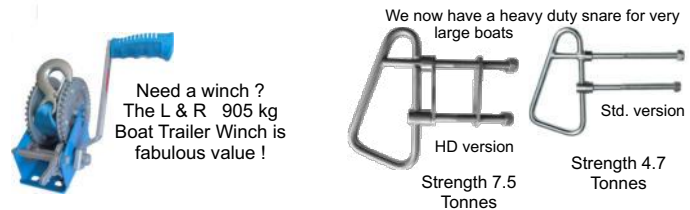
- **At the water's edge** set Latch to 'Retrieve' position.
- Release safety chain and release winch cable, so the boat can roll/slide back and be caught by the latch.
- Set the latch lever to the 'Release' (Port) position.
- The boat and trailer are reversed into the water to a depth where the boat **MUST** be **UNABLE** to float off the trailer. The latch is holding the front of the boat, and there is resistance from rollers/slides to movement.
- Start the boat motor and ease forward 20mm (3/4"). The spring loaded catch will automatically release.
- Reverse or glide off the trailer.




Note:- this hole must be one of those used to fasten the front to the trailer - without it you void the warranty. The bolt is provided.

- Set the latch to "Retrieve" (Starboard) position.
- Reverse trailer into the water to a similar depth used for a "good launch" at this ramp. Too deep (common mistake), means the approach speed will be higher and equipment may be damaged.
- Drive the boat onto trailer to within one metre of the latch and stop.
- **When the boat has settled** (2 seconds), gently drive it up the last metre to the latch.
- The latch will now slide over the snare and the boat will be securely held. Stop the motor and lift the propeller leg.
- Move boat & trailer 3M (10ft) approx. out of water.
- Attach the winch hook to the snare and winch the boat up so the bow is firmly on the roller or V-block. Secure safety chains and tie downs as usual.
- **NOW** move the boat to the car park.
- **Disengage** latch for road travel.

When traversing boat ramps or roads **NEVER** rely on the latch to hold the boat onto the trailer. Safety chains and winch cable/strap and tie down straps should always be used to secure the boat to the trailer. The latch should be **disengaged** for road travel.



WEDGE KIT OPTION : Wedge Plates (to adjust angle of Latch) and Latch Support Plate (if the front is unsupported) on your trailer. Trailer types vary - this allows for compensation.



Another Opinion

Shane Mensforth from the Adelaide Advertiser writes: "About 12 months ago I fitted a great locally designed gadget to the front of my boat and about 500 launches down the track I can report that **it's one of the best investments I ever made.**"

"A lot of boaties these days prefer to power their craft onto and off their trailers - a manoeuvre which takes a little practice to get right, but ultimately removes much of the effort & frustration involved in a manual launch or retrieve."

See video on how it works at

See website "Installation" for dozens of pages of helpful information


www.boatlatch.com



Website .. www.boatlatch.com
 Email boatlatch@internode.on.net
 Phone ... Geoff Davis on...

08-8554-7214 Int. Ph. +61-8-8554-7214
 Mobile ... 0402 079 660 Int. Mob/cell +61-402-079-660
 Fax 08-8554-7207 Int. Fax +61-8-8554-7207
 Skype : [gd7214](https://www.skype.com/user/gd7214)

Release & Retrieve Boat Latch Pty Ltd
 "Fernbrook", Myponga, Adelaide, SA, 5202 ABN 39 007 839 563



Distributed by :-

Find a Dealers or Fitters at www.boatlatch.com/dealers.htm