


Roller Extender - Option



Roller Extender - option

Used where the roller needs to be able to **project out further** to the bow. More commonly required on Towing Eye (Aluminium) boats.

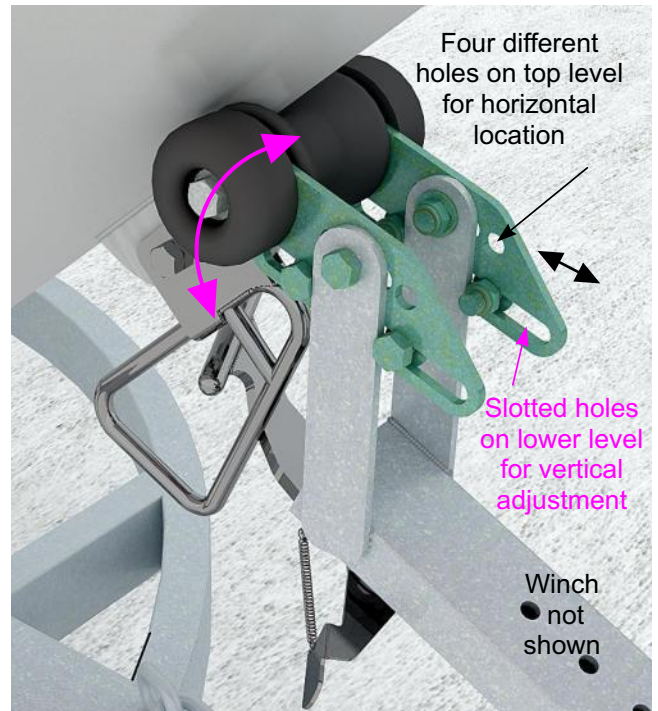
Endless variation of boats and trailers, results in the inability to get the roller in the best position sometimes.

The option is comprised of two 6 mm plates and 6 M12 galvanised bolts with washers and nylon locking nuts.

Adjustment ability

There are 4 adjustment horizontal positions. The bolts locate in one of these and the other pair of bolts go in slotted holes, allowing the roller/wedge to swing up/down for vertical adjustment.


The 2 lower bolts are fixed so that the bolt or nut heads are located against the vertical Roller supports of the winch platform, as shown, limiting movement.



Roller Extender parts highlighted in green

Example

Here is an example on an Aluminium Towing Eye boat where the roller should be further forward. In this case the snare is very close to hitting the winch platform when the roller is against the bow. The standard finger gap [f] should be 2 fingers and this is about 4.



[f]

Helping to limit boat movement on the trailer

Your boat should be securely held on the trailer, to restrict UP & DOWN movement (even though the winch is tensioned up) whilst being transported.

There is a lot of weight here and you need the boat secured when moving at highway speed.

A classic way of avoiding the issue is to have the roller 'wedging' the boat, as shown here for the two different boat types.

